




1. Check the Applications list on the back side of this Instructions Sheet for which taper lock to use with your particular bike.
- 2A. If your bike is listed on Applications List, skip Step 2B. If your bike is not listed on the Applications List, follow step 2B.
- 2B. Take 1 of the 4 Provided Taper Lock sets that you think will fit your axle. Test fit the taper lock set on the provided M6x40 Flange bolt into the open end of your Rear Axle. **(Fig 1)** It should be a snug fit and not have much play.
3. Along with the provided 6x22 flat washer, slide the provided M6x40 bolt into the slot of the Flag Mount Body. **(Fig 2)**
4. Start the Correct number taper locks set on the end of the M6x40 bolt but do not tighten yet. **(Fig 3)**
5. When using the 1/4" or 5/16" flag pole use 1 of the 2 provided clear hoses (there is 2 sizes, make sure it is snug fit on your flag stem), slide the hose over the end of you flag stem. **(Fig 4)** Slide the hose on until you are flush with the bottom of the flag stem. **(Fig 5)**
6. When using the hex style base flag pole remove the nut and lock washer. **(Fig 6)**
7. Insert the taper locks you started in step 4 into the open end of your rear axle. **(Fig 7)** The Enduro Engineering Logo should be facing upwards, and the 3 rubber bumpers on the underside of the swingarm.
8. Using an 8mm T-handle/Socket, tighten the M6x40 bolt for the taper locks to lock into place. **(Fig 8)**
9. Slide the end of the flag with the hose installed or hex style base into the vertical slot on the flag mount. Slide the flag stem down until it reaches the stopper. **(Fig 9)**
10. Tighten the 4 M6x16 Flange bolts using your 8mm T-handle/socket. **(Fig 10)**
11. Have fun and enjoy your ride.



## WARNING AND DISCLAIMER

All parts manufactured, designed or sold by Enduro Engineering, Inc. (EEI) are to be installed by a licensed motorcycle dealer or a licensed motorcycle technician. Motorcycles can be dangerous. Serious injury, death and property damage can result from the use of motorcycles. This risk is increased by improper installation or misuse of after market parts. EEI's customers must exercise good judgement in the use, control, alteration, part selection and installation, and maintenance of their motorcycles. In the event of a possible defect in material or design, or any other defect in a part manufactured, designed or sold by EEI, the responsibility of EEI is limited to either a refund of the purchase price or the replacement of the part if EEI determines the part to be defective, and subject to EEI's inspection of the part within thirty (30) days from the date of purchase. (Note: any attempted repairs or modifications made to EEI Products will void this limited warranty.) EEI, under no circumstances will be responsible for incidental and/or consequential damages, property damage, personal injury damage, or damage, injury, cost or expense of any kind or nature whatsoever. By purchasing as EEI product or a product sold by EEI, you (1) acknowledge the above disclaimer and agree to its terms; (2) agree that any claim brought against EEI arising from and/or pertaining to or otherwise related to a part manufactured, designed or sold by EEI must be brought in the Michigan State Courts located in the County of Ingham or in the Federal District Court for the Western District of Michigan and the Michigan law shall apply on all issues; and (3) any claim against EEI must be brought within one (1) year of purchase of the product. EEI makes no other warranty, express or implied, including without limitation any warranties of merchantability and fitness for a particular purpose.

## 25-FLAGMOUNT-18

**FLAG MOUNT INSTALLATION INSTRUCTIONS**  
**Quality Off-Road Motorcycle Products**



[enduroeng.com//517.393.2421//info@enduroeng.com](http://enduroeng.com//517.393.2421//info@enduroeng.com)

## Applications List

050	KTM/Husqvarna, KTM 2013-2018 SX/XC/SXF/XCF Husqvarna 2015 250/450 FC 2016-2018 125 TC 250/300/350/450 FC/FX/TX 2017-2018 250 TC (25mm Axle)
051	Yamaha/Suzuki, Yamaha 2003-2008 125-450cc all models 2009-2018 125-450 YZ/YZX/YZFX/WR Suzuki 2003-2008 125/250 RM
056	KTM/Husaberg/Husqvarna/Beta, KTM 2004-2012 125- 530cc all models 2013-2018 XCW/XCFW/EXC Husaberg 2009-2014 all models Husqvarna 2014-2015 125-501cc all models (except 2015 250/450 FC) 2016-2018 125-501cc TE/FE 2016 250 TC Beta 2005-2018 RR/RS 2015-2018 300 Xtrainer
061	Honda/Kawasaki/Suzuki/Yamaha, Honda 2000-2018 125- 450cc Kawasaki 2003-2018 125/250/450 KX/KXF Suzuki 2003-2018 250/450 RMZ Yamaha 2009-2018 250/450 YZF